

**Models A640 A740 A940 Roller Latch with Privacy Bolt**

**A17**

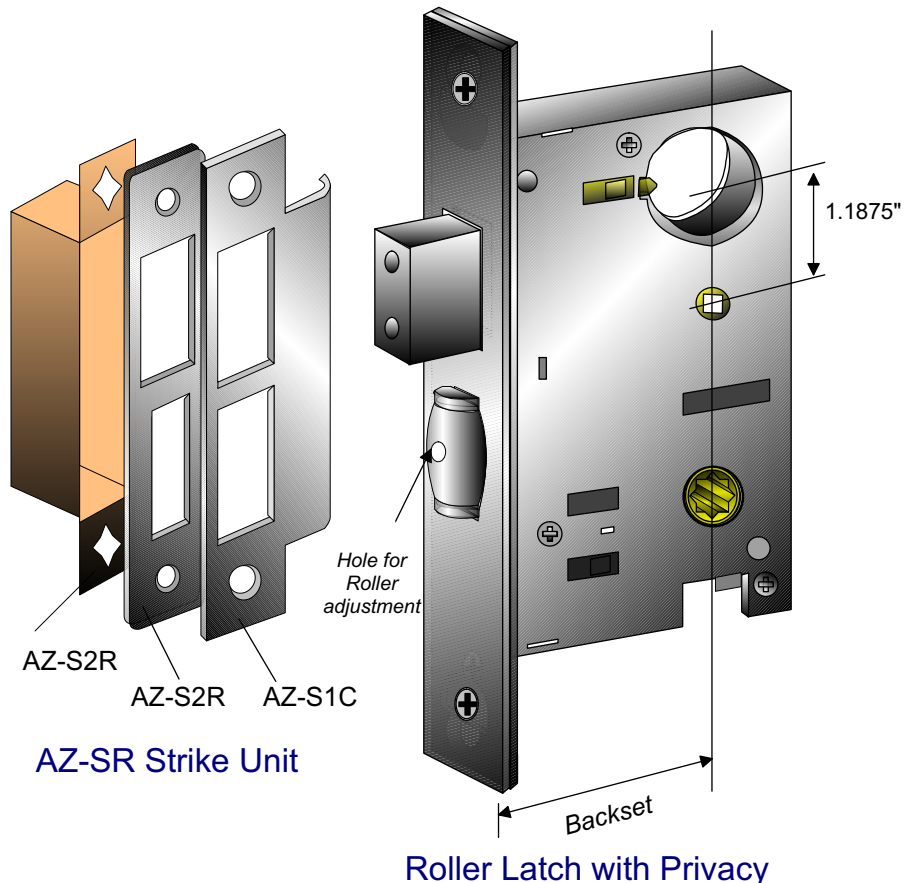
The Baton Roller Latch Lock Case has the same configuration as the series A Mortise Lock Case, ideal for push / pull applications. The spring loaded roller unit is featured with a strength adjustable mechanism, allows for fine-turn adjustments.

Models A643, A743 and A943 are constructed with a relock without using key feature - Lift outside Lever relocks the door. Specify handing when ordering.

The deadbolt of models A648, A748 and A948 can be operated by key outside and thumb turn inside, or by key both side.

Deadbolt and Roller Unit are available in satin chrome finish only. Furnished with Faceplate, non-handed Strike Unit (AZ-SC1 + back plate AZ-S2R + Dust Box AZ-G2) and Mounting Screws as standard.

Backset : 2.5", 2.75", 3.5"  
Finishes : US10B, 3, 4, 32D



**Roller Latch with Privacy**

Model No	Backset	Function	Depiction
A 643 A 743 A 943	2.5" 2.75" 3.5"	<b>Roller Latch Lock with Privacy</b> Latch/Roller by push / pull operation. Inside Lever locks / unlocks Deadbolt. Lift outside Lever locks the Deadbolt. Deadbolt unlocked by key outside.	
A 648 A 748 A 948	2.5" 2.75" 3.5"	<b>Roller Latch Lock with Privacy</b> Latch by push / pull operation. Deadbolt operated by key outside and Turn Piece inside.	 single cylinder or double cylinder

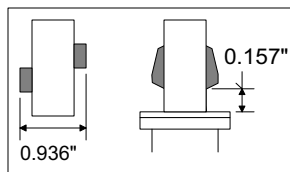
Baton series A Mortise Lock cases are available to be constructed with HookBolt and Hook Latch for the Barn Door or Pocket Door applications.

The constant Hook latch constructs with a 3/16" thick hook while the Hookbolt constructs with double hook to deadlock on to the Strike. All made of forged brass and satin chrome plated. Two anti-saw hardened steel rollers are installed on to the Hookbolt.

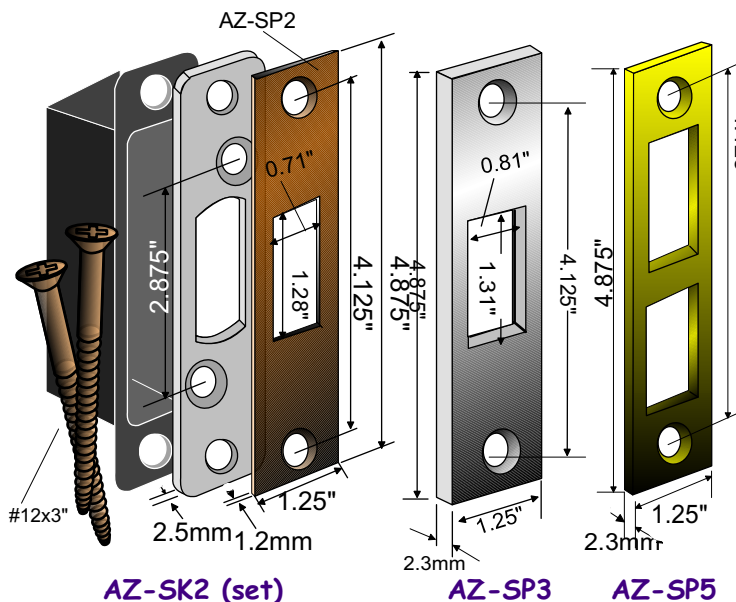
Except otherwise specified, lock cases are supplied with KK hubs only that allows to turn in both ways. Handing setup on escutcheon/trim is recommended when Lever/Lever is apply. Many functions are available to order. Please refer to the function chart of the following page for details. Furnished with Faceplate, Strike(AZ-SP5) and mounting Screws as standard. Strike AZ-SP3 and az-SK2 are optional.

Backset : 2-3/4"

Finishes: 10B, 19, 3, 32,  
32D, 4



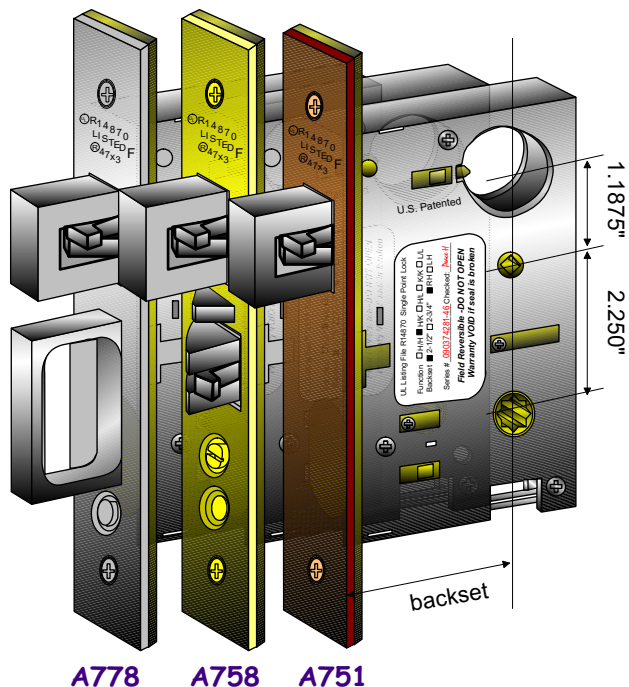
**A18**



**AZ-SK2 (set)**

**AZ-SP3**

**AZ-SP5**



**A778**

**A758**

**A751**

See Page A20 for other optional strikes available and type of mounting screws furnished.

A19

Model No	Backset	Function	Depiction	Specify Trim style to fit when ordering
A651 A751	2.5" 2.75"	<b>STOREROOM / DEADLOCK **</b> Hookbolt is operated by Key either side or by Turn Piece from inside. Inside Knob/Lever retracts Hookbolt. Outside Knob/Lever is always inoperative.		 KK LL*
A652 A752	2.5" 2.75"	<b>DORMITORY ** (without egress)</b> Latch by Knob/Lever from either side except when projected Hookbolt locks outside/inside Knob and Hookbolt. Hookbolt by Key outside, by Turn Piece inside, automatically unlocking outside/inside Knob/Lever. Auxiliary Latch deadlocks Hook Latch.		 KK LL*
A653 A753	2.5" 2.75"	<b>DORMITORY (with egress)</b> Hook Latch by Knob/Lever on either side except when projected Hookbolt locks outside Knob/Lever and deadlocks Hook Latch. Hookbolt/Hook Latch by Key outside. Hookbolt by Turn Piece inside. Inside Knob/Lever retracts Hook Latch and Hookbolt simultaneously, automatically unlocking outside Knob/Lever. Auxiliary Latch deadlocks Latch.		 KK LL*
A654 A754	2.5" 2.75"	<b>OFFICE / CORRIDOR</b> Hook Latch by Knob/Lever on either side except when outside Knob/Lever is locked by Stop Button in front, or by T Turn from inside, then by Key outside or by Knob/Lever inside. Auxiliary Latch deadlocks Hook Latch.		 KK LL*
A657 A757	2.5" 2.75"	<b>ENTRANCE ** (without egress)</b> Hook Latch by Knob/Lever from either side except when outside is locked by Stop Button; then by Key from outside, by Knob/Lever from inside. Hookbolt by Turn Piece from inside, by Key from outside. Auxiliary Latch deadlocks Hook Latch.		 KK LL*
A658 A758	2.5" 2.75"	<b>ENTRANCE (with egress)</b> Hook Latch by Knob/Lever from either side except when outside is locked by Stop Button or projected Hookbolt. Hook Latch deadlocks by Hookbolt. Hookbolt and Hook Latch by Key outside. Hookbolt by Turn Piece inside. Inside Knob/Lever retracts Hook Latch and Hookbolt simultaneously. Auxiliary Latch deadlocks Hook Latch.		 KK LL*
A678 A756	2.5" 2.75"	<b>ENTRANCE **</b> Hookbolt is operated by Key either side or by Turn Piece from inside. Door Pull pops up by depressing the lower release button. Door Pull sits flush with the lock front once door is closed or by pushing the Door Pull.		 KK LL*

Remarks : 1) " \* " Through bolting holes on lock case are not available. Sectional Knob/Lever set is not recommended.  
2) " \*\* " Applies for Single or Double Cylinders