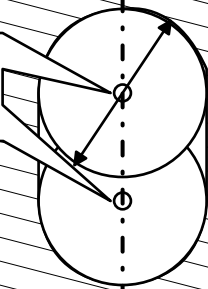


Installation Template for
K500 K700 (105mm C~C)

Face bore

Edge bore

Hole for Cylinder
Drill dia. 20mm
Drill only if needed



Door edge - 50mm backset

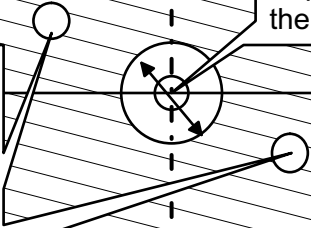
Door edge - 70mm backset

Backset 50mm -
Mortise 3-1/16" (78mm) deep

Backset 70mm -
Mortise 3-7/8" (98mm) deep

Hole for Lever
dia 1/2" or as
required to suit
the Lever Handles

Hole for Lever
through bolting
screws - Consult
the Lever set
template before
drilling.



Center line for door edge bore

dia 3/4"

Face bore/ Entrance function illustrated.
Please read this *Template* and the *Trim set Installation menu* carefully before drilling and mortising the door.

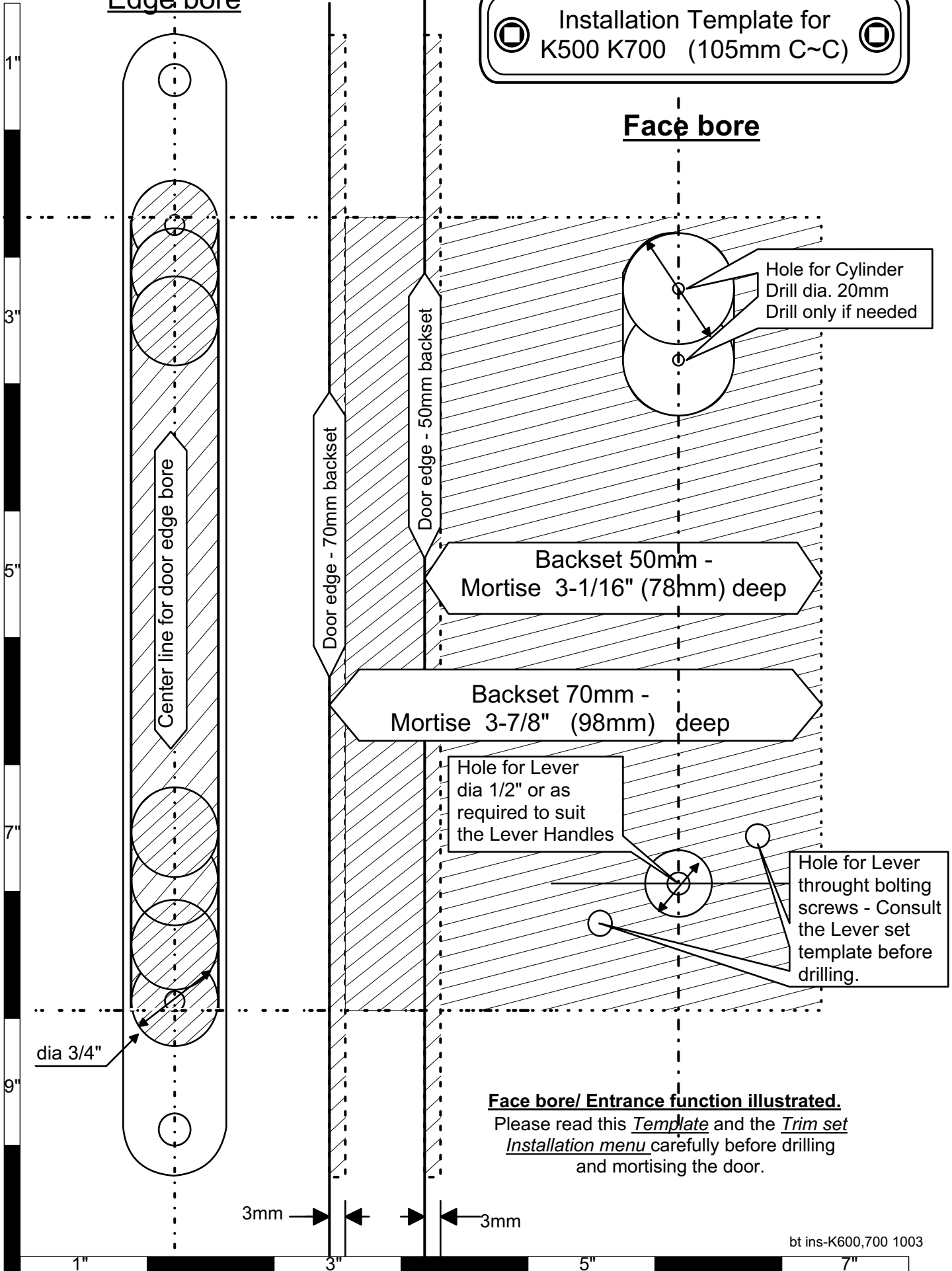
3mm ← → 3mm



Edge bore

Installation Template for
K500 K700 (105mm C~C)

Face bore



Face bore/ Entrance function illustrated.
Please read this *Template* and the *Trim set Installation menu* carefully before drilling and mortising the door.